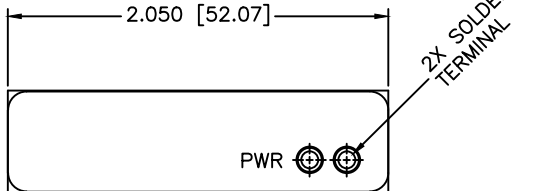
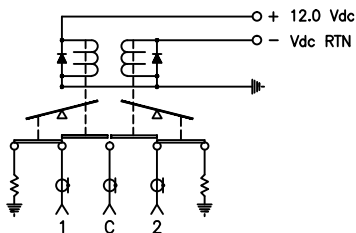


REVISIONS				
ZONE	REV	DESCRIPTION	DATE	APPROVED

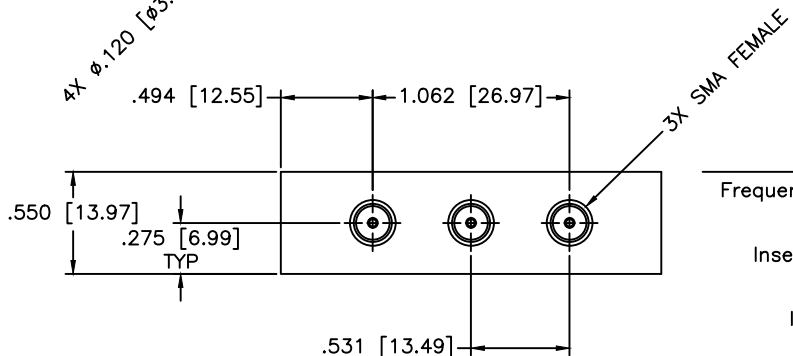
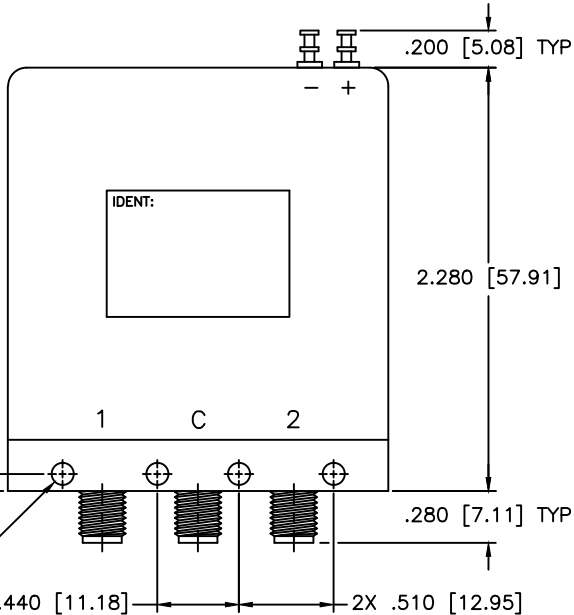
SCHEMATIC
FAILSAFE, SUPPRESSION DIODE



MECHANICAL
CONTACT: BREAK BEFORE MAKE
ACTUATOR: FAILSAFE
SWITCHING SPEED: 20 mSEC MAX

ELECTRICAL
ACTUATOR VOLTAGE: 12.0±3.0 Vdc
ACTUATOR CURRENT: 110 mA MAX @ 12.0 Vdc
POWER HANDLING: 200W CW @ 1.0GHz
IMPEDANCE: 50 Ohms

ENVIRONMENTAL
OPERATING TEMP: -54°C to +90°C
SINE VIBRATION: 30 G'S rms
LIFE: 1,000,000 CYCLES
RANDOM VIBRATION: 20 G'S rms



SPECIFICATIONS
Frequency Range: DC-18 GHz
VSWR: 1.50:1 Max.
Insertion Loss: 0.50dB Max.
Isolation: 60dB Min.
Impedance: 50 Ohms

MATERIAL:		MCLI MICROWAVE COMMUNICATIONS LABORATORIES INC. 7255 30TH AVE. N. SAINT PETERSBURG, FL 33710 TEL: (727) 344-6254 FAX: (727) 381-6116 http://www.mcli.com		SCALE:	N/A
				SHEET:	N/A
DRAWN: Paiboon Luekhamhan		DATE: 02-20-2009	DRAWING TITLE: ELECTROMECHANICAL SWITCHES		
APPROVED: T. Nguyen		DATE: 02-20-2009	PART NO. K4-7-FS/12		
UNLESS OTHERWISE SPECIFIED: TOLERANCES IN (INCHES) OR [mm] (MILLIMETERS) FRACTIONS: ± 1/64 DECIMALS: ± .02 ± .009 ANGLE: ± 1/2°		PROPERTY NOTICE: THE INFORMATION IN THIS DRAWING IS PROPRIETARY AND SHALL NOT BE USED OR DISCLOSED WITHOUT WRITTEN PERMISSION FROM MICROWAVE COMMUNICATIONS LABORATORIES INC. (MCLI)	CAGE CODE: OD2L5	SIZE: A	REV: N/A
		THIRD ANGLE PROJECTION	DO NOT SCALE THE DRAWING		DWG NO. 84176