

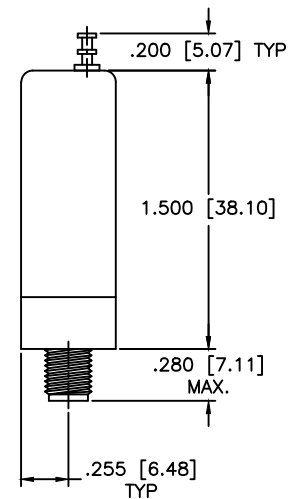
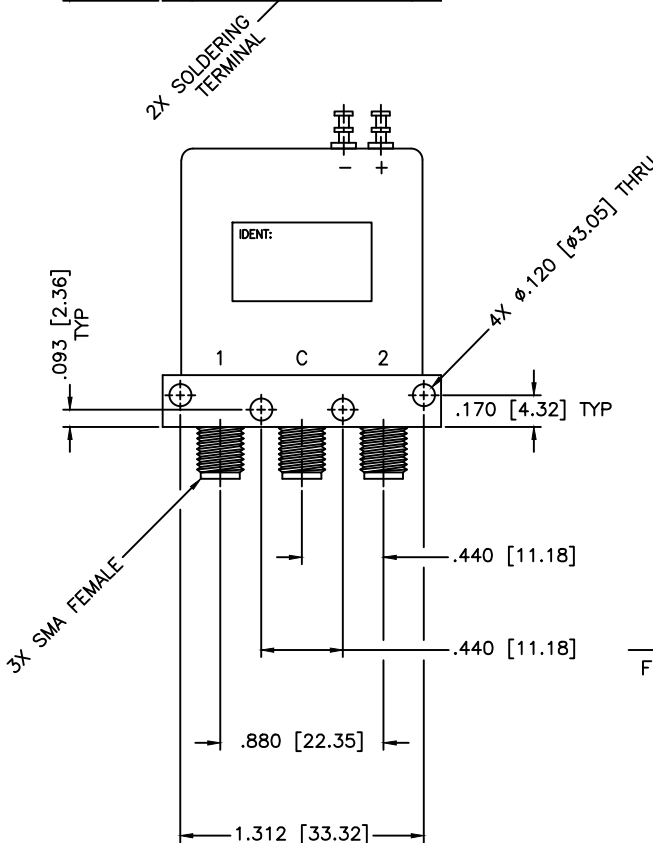
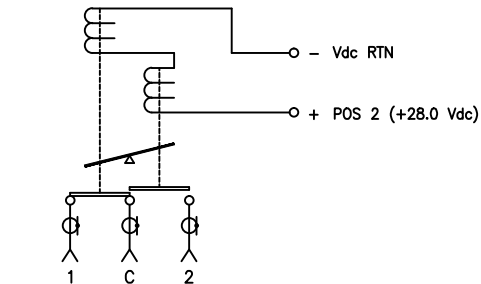
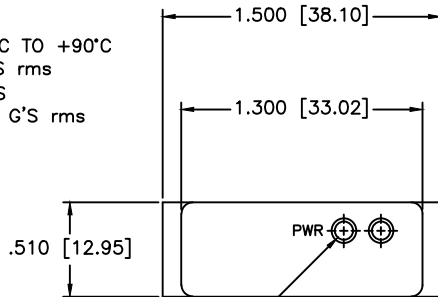
REVISIONS				
ZONE	REV	DESCRIPTION	DATE	APPROVED

MECHANICAL
 CONTACT: BREAK BEFORE MAKE
 ACTUATOR: FAILSAFE
 SWITCHING SPEED: 20mSEC Max.

ELECTRICAL
 ACTUATOR VOLTAGE: 28.0Vdc
 ACTUATOR CURRENT: 0.100A Max. @ 28.0Vdc
 POWER HANDLING: 200W CW @ 1.0GHz

ENVIRONMENTAL
 OPERATING TEMP: -54°C TO +90°C
 SINE VIBRATION: 30 G'S rms
 LIFE: 1,000,000 CYCLES
 RANDOM VIBRATION: 20 G'S rms

SCHMATIC
 SHOWN IN FAILSAFE



SPECIFICATIONS

Frequency Range: DC-26.5 GHz
 VSWR: 1.50:1 Max.
 Insertion Loss: 0.50dB Max.
 Isolation: 60dB Min.
 Impedance: 50 Ohms

MATERIAL:			MICROWAVE COMMUNICATIONS LABORATORIES INC. 7255 30TH AVE. N. SAINT PETERSBURG, FL 33710 TEL: (727) 344-6254 FAX: (727) 381-6116 http://WWW.MCLI.COM		SCALE:	N/A
					SHEET:	N/A
UNLESS OTHERWISE SPECIFIED: TOLERANCES IN (INCHES) OR [mm] (MILLIMETERS) FRACTIONS: ± 1/64 DECIMALS: ±.02 ±.009 ANGLE: ±1/2°		DRAWING TITLE: COAXIAL RF SWITCHES				
DRAWN: Paiboon Luexhamhan		DATE: 03-04-2001		PART NO. K3-7-F		
APPROVED: T. Nguyen		DATE: 03-04-2001		CAGE CODE:	SIZE: A	REV: N/A
				OD2L5	DWG NO. 84771	
DO NOT SCALE THE DRAWING						