

REVISIONS				
ZONE	REV	DESCRIPTION	DATE	APPROVED

MECHANICAL

CONTACT: BREAK BEFORE MAKE
 ACTUATOR: FAILSAFE
 SWITCHING SPEED: 20mSEC Max.

ELECTRICAL

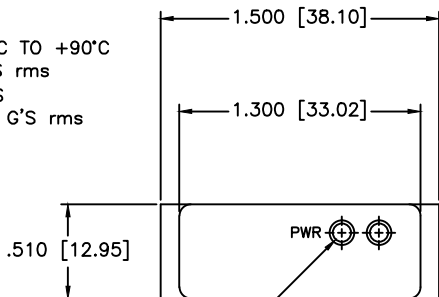
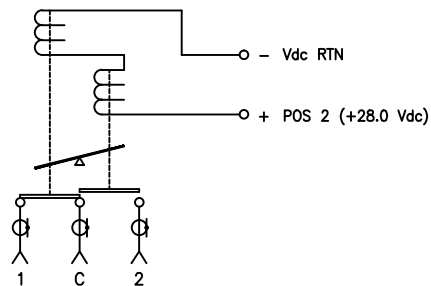
ACTUATOR VOLTAGE: 28.0Vdc
 ACTUATOR CURRENT: 0.100A Max. @ 28.0Vdc
 POWER HANDLING: 200W CW @ 1.0GHz

ENVIRONMENTAL

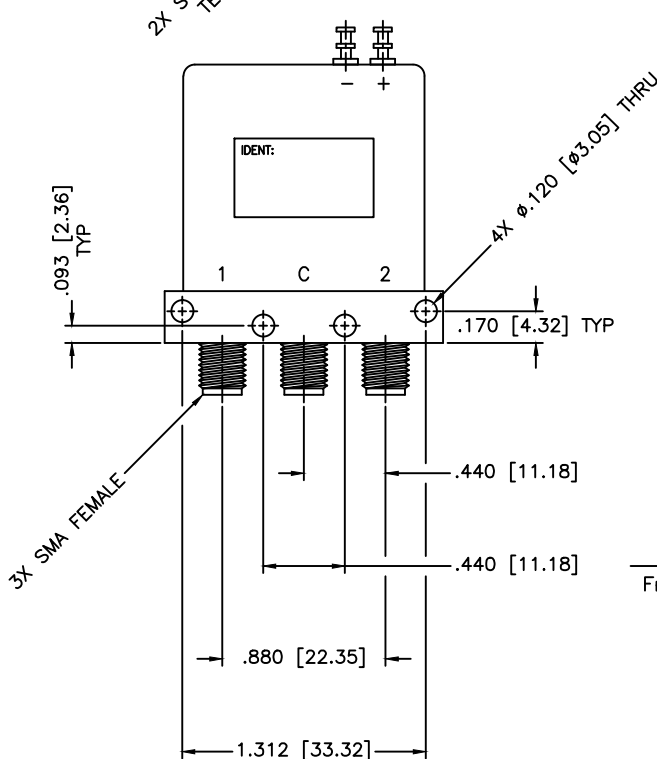
OPERATING TEMP: -54°C TO +90°C
 SINE VIBRATION: 30 G'S rms
 LIFE: 1,000,000 CYCLES
 RANDOM VIBRATION: 20 G'S rms

SCHEMATIC

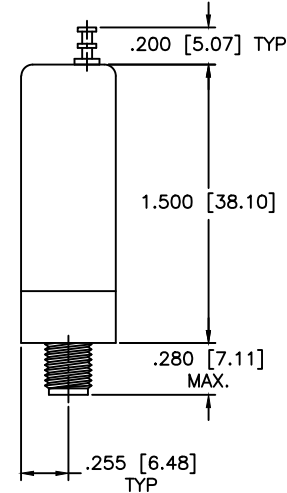
SHOWN IN FAILSAFE



2X SOLDERING TERMINAL



3X SMA FEMALE



SPECIFICATIONS

Frequency Range: DC-12.4 GHz
 VSWR: 1.40:1 Max.
 Insertion Loss: 0.40dB Max.
 Isolation: 70dB Min.
 Impedance: 50 Ohms

MATERIAL:	MICROWAVE COMMUNICATIONS LABORATORIES INC. 7255 30TH AVE. N. SAINT PETERSBURG, FL 33710 TEL: (727) 344-6254 FAX: (727) 381-6116 http://WWW.MCLI.COM		SCALE:	N/A
			SHEET:	N/A
UNLESS OTHERWISE SPECIFIED: TOLERANCES IN (INCHES) OR [mm] (MILLIMETERS) FRACTIONS: ± 1/64 DECIMALS: ±.02 ±.009 ANGLE: ±1/2°		DRAWING TITLE: COAXIAL RF SWITCHES		
DRAWN: Paiboon Luexhamhan		PART NO. K3-6-F		
DATE: 03-04-2001		CAGE CODE: OD2L5		
APPROVED: T. Nguyen		SIZE: A		REV: N/A
DATE: 03-04-2001		DWG NO. 81662		DO NOT SCALE THE DRAWING
THIRD ANGLE PROJECTION				