


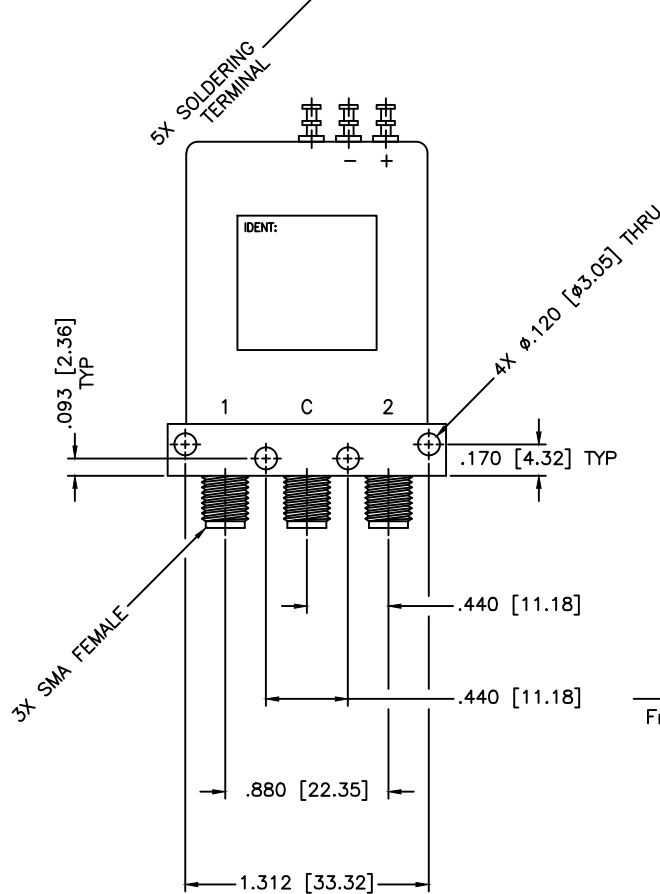
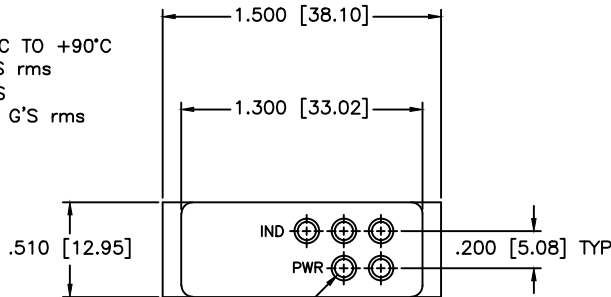
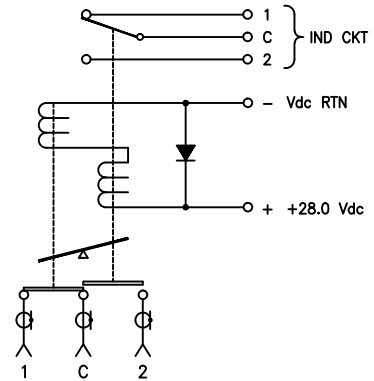
REVISIONS				
ZONE	REV	DESCRIPTION	DATE	APPROVED

MECHANICAL
 CONTACT: BREAK BEFORE MAKE
 ACTUATOR: FAILSAFE
 SWITCHING SPEED: 20mSEC Max.

ELECTRICAL
 ACTUATOR VOLTAGE: 28.0Vdc
 ACTUATOR CURRENT: 0.100A Max. @ 28.0Vdc
 POWER HANDLING: 200W CW @ 1.0GHz

ENVIRONMENTAL
 OPERATING TEMP: -54°C TO +90°C
 SINE VIBRATION: 30 G'S rms
 LIFE: 1,000,000 CYCLES
 RANDOM VIBRATION: 20 G'S rms

SCHMATIC
 FAILSAFE, INDICATOR, SUPPRESSION DIODE



SPECIFICATIONS

Frequency Range: DC-4.0 GHz
 VSWR: 1.25:1 Max.
 Insertion Loss: 0.25dB
 Isolation: 80dB
 Impedance: 50 Ohms

MATERIAL:		MICROWAVE COMMUNICATIONS LABORATORIES INC. 7255 30TH AVE. N. SAINT PETERSBURG, FL 33710 TEL: (727) 344-6254 FAX: (727) 381-6116 http://WWW.MCLI.COM		SCALE:	N/A
				SHEET:	N/A
UNLESS OTHERWISE SPECIFIED: TOLERANCES IN (INCHES) OR [mm] (MILLIMETERS) FRACTIONS: ± 1/64 DECIMALS: ±.02 ±.009 ANGLE: ±1/2°		DRAWING TITLE: COAXIAL RF SWITCHES			
DRAWN: Paiboon Luexhamhan		DATE: 09-27-2006		PART NO. K3-3-FIS	
APPROVED: T. Nguyen		DATE: 09-27-2006		CAGE CODE: OD2L5	SIZE: A REV: N/A DWG NO. 83870
THIRD ANGLE PROJECTION		DO NOT SCALE THE DRAWING			