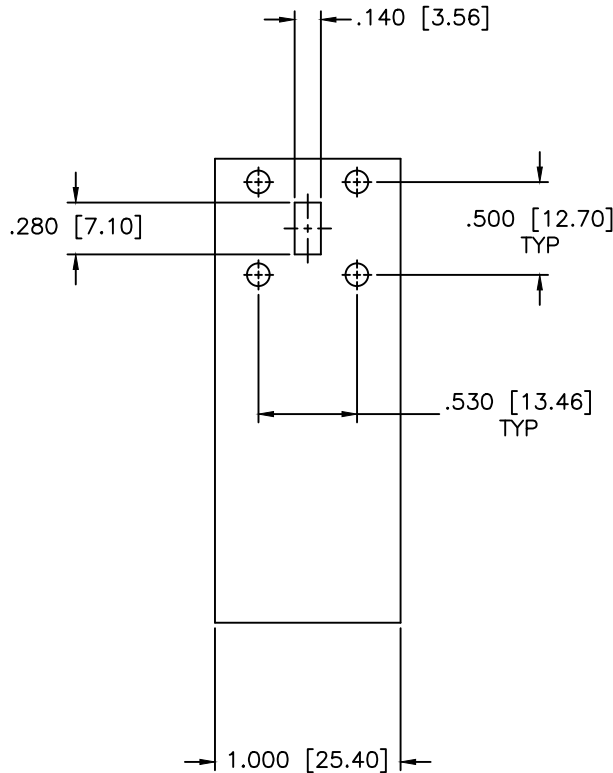
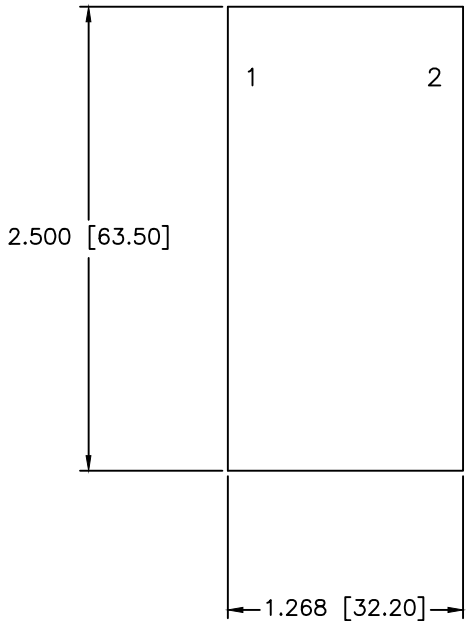
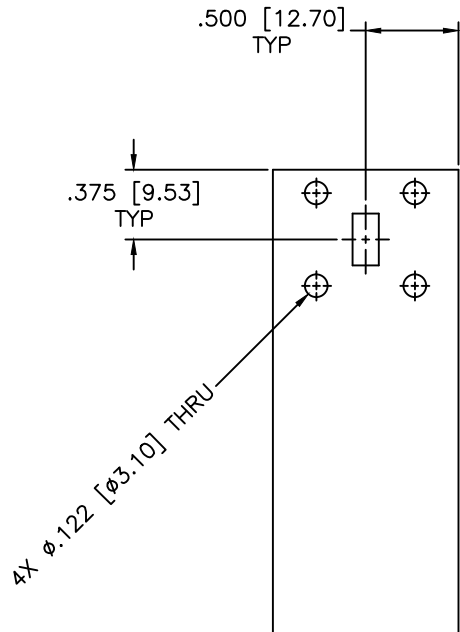


REVISIONS				
ZONE	REV	DESCRIPTION	DATE	APPROVED



SPECIFICATIONS

FREQUENCY RANGE: 32-40 GHz
 EIA DESIGN (1 & 2): WR28
 VSWR: 1.20:1 Max.
 INSERTION LOSS: 0.50dB Max.
 ISOLATION: 20dB Min.
 POWER: 10 Watts
 OPERATING TEMPERATURE: 0°C to +50°C

MATERIAL:	
DRAWN:	DATE:
Pai boon Luexhamhan	02-03-2016
APPROVED:	DATE:
T. Nguyen	02-03-2016

	MICROWAVE COMMUNICATIONS LABORATORIES INC. 7255 30TH AVE. N. SAINT PETERSBURG, FL 33710 TEL: (727) 344-6254 FAX: (727) 381-6116 http://WWW.MCLI.COM		SCALE:	N/A
	UNLESS OTHERWISE SPECIFIED: TOLERANCES IN (INCHES) OR [mm] (MILLIMETERS) FRACTIONS: ± 1/64 DECIMALS: ±.01 ±.005 ANGLE: ±1/2°		SHEET:	N/A
PROPRIETARY NOTICE: THE INFORMATION IN THIS DRAWING IS PROPRIETARY AND SHALL NOT BE USED OR DISCLOSED WITHOUT WRITTEN PERMISSION FROM MICROWAVE COMMUNICATIONS LABORATORIES INC. (MCLI)		DRAWING TITLE: WR28 WAVEGUIDE ISOLATOR		
PART NO. ISW-34		CAGE CODE: OD2L5		
SIZE: A		REV: N/A		DWG NO. 86608
DO NOT SCALE THE DRAWING				