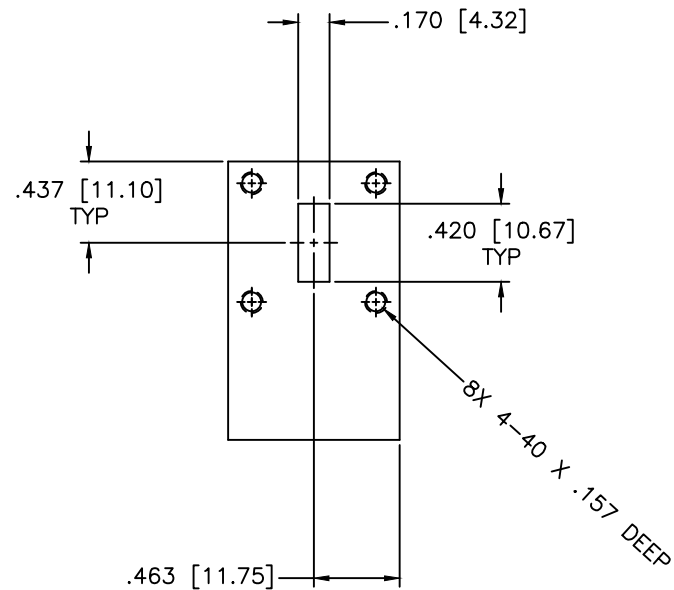
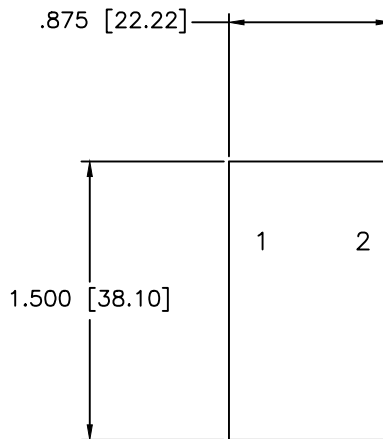
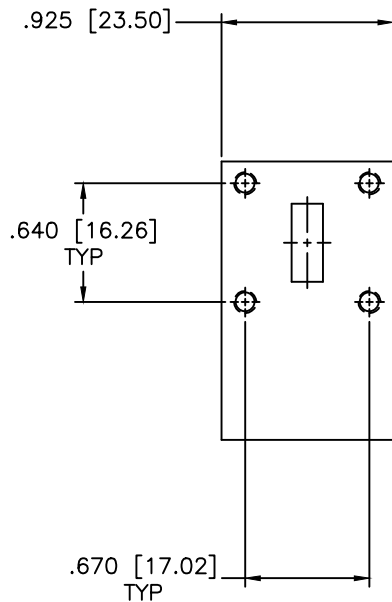


REVISIONS				
ZONE	REV	DESCRIPTION	DATE	APPROVED



SPECIFICATIONS

FREQUENCY RANGE: 24.2–26.5 GHz
 EIA DESIGN (1,2): WR42
 VSWR: 1.25:1 Max.
 INSERTION LOSS: 0.30dB Max.
 ISOLATION: 20dB Min.
 POWER: 3W Average
 OPERATING TEMPERATURE: -30°C to +70°C

MATERIAL:			MICROWAVE COMMUNICATIONS LABORATORIES INC. 7255 30TH AVE. N. SAINT PETERSBURG, FL 33710 TEL: (727) 344-6254 FAX: (727) 381-6116 http://WWW.MCLI.COM		SCALE: N/A
UNLESS OTHERWISE SPECIFIED: TOLERANCES IN (INCHES) OR [mm] (MILLIMETERS) FRACTIONS: ± 1/64 DECIMALS: ±.02 ±.008 ANGLE: ±1/2°			DRAWING TITLE: WR42 WAVEGUIDE CIRCULATOR		SHEET: N/A
DRAWN: Paiboon Luexhamhan		DATE: 03-11-2014		PART NO. ISW-21	
APPROVED: T. Nguyen		DATE: 03-11-2014		CAGE CODE: OD2L5	SIZE: A REV: N/A DWG NO.: 86512 DO NOT SCALE THE DRAWING

PROPRIETARY NOTICE:
 THE INFORMATION IN THIS DRAWING IS PROPRIETARY
 AND SHALL NOT BE USED OR DISCLOSED WITHOUT WRITTEN
 PERMISSION FROM MICROWAVE COMMUNICATIONS
 LABORATORIES INC. (MCLI)

