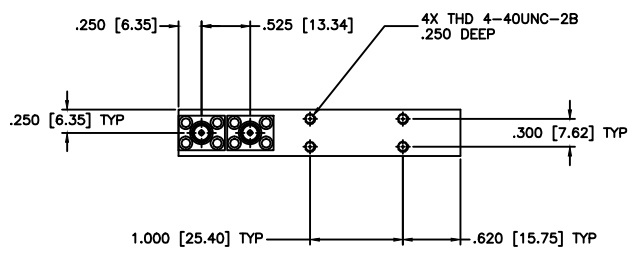
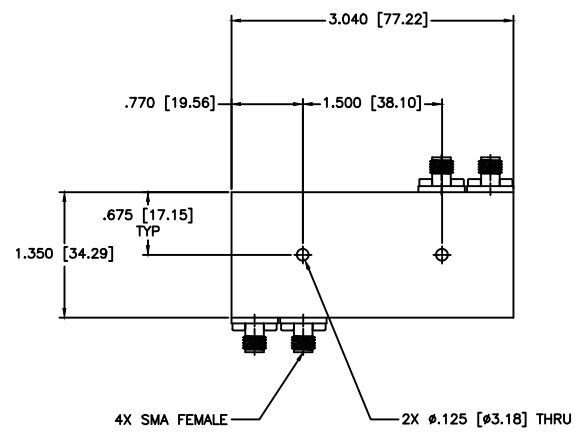
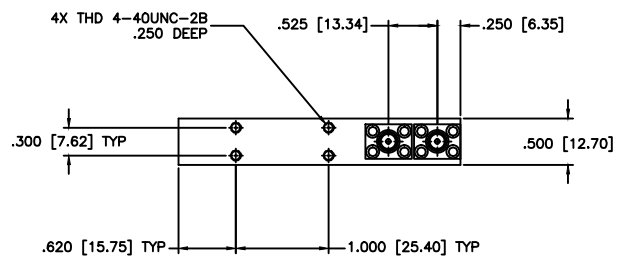


4 | 3 | 2 | 1

REVISIONS				
ZONE	REV	DESCRIPTION	DATE	APPROVED



SPECIFICATIONS

Frequency Range: 2–8 GHz
 Isolation: 20dB Min.
 VSWR: 1.40:1 Max.
 Insertion Loss: 1.4dB Max.
 Amplitude Balance: ±0.6dB
 Phase Balance: ±6 Deg. Max.

MATERIAL:	
DRAWN:	DATE:
Paiboon Luekhamhan	04-16-2008
APPROVED:	DATE:
T. Nguyen	04-16-2008

MCLI MICROWAVE COMMUNICATIONS LABORATORIES INC.
 7255 30TH AVE. N. SAINT PETERSBURG, FL 33710
 TEL: (727) 344-6254 FAX: (727) 381-6116
 http://www.mcli.com

UNLESS OTHERWISE SPECIFIED:
 TOLERANCES
 IN (INCHES) OR (mm) (MILLIMETERS)
 FRACTIONS: ± 1/64
 DECIMALS: ±.01 ±.005
 ANGLE: ±1/2°

PROPERTY NOTICE:
 THE INFORMATION IN THIS DRAWING IS PROPRIETARY
 AND SHALL NOT BE USED OR DISCLOSED WITHOUT WRITTEN
 PERMISSION FROM MICROWAVE COMMUNICATIONS
 LABORATORIES INC. (MCLI)

THIRD ANGLE PROJECTION

SCALE:	N/A
SHEET:	N/A
DRAWING TITLE:	180° HYBRID
PART NO.:	HJ-31
CAGE CODE:	OD2L5
SIZE:	C
REV:	N/A
DWG NO.:	83832
DO NOT SCALE THE DRAWING	

D
C
B
A

D
C
B
A

4 | 3 | 2 | 1