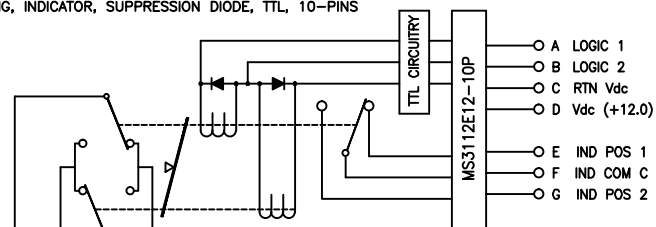
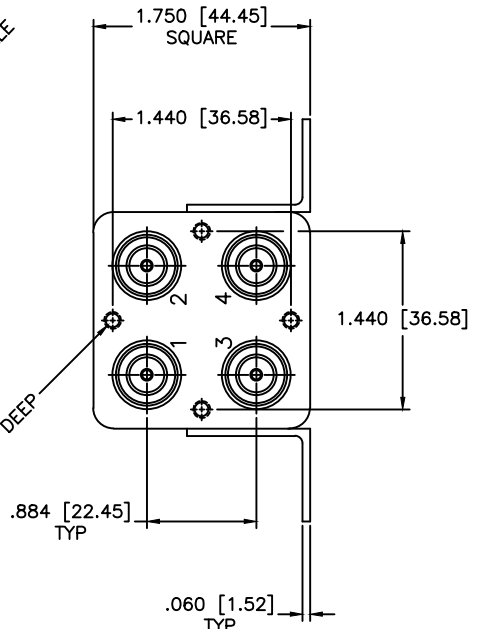
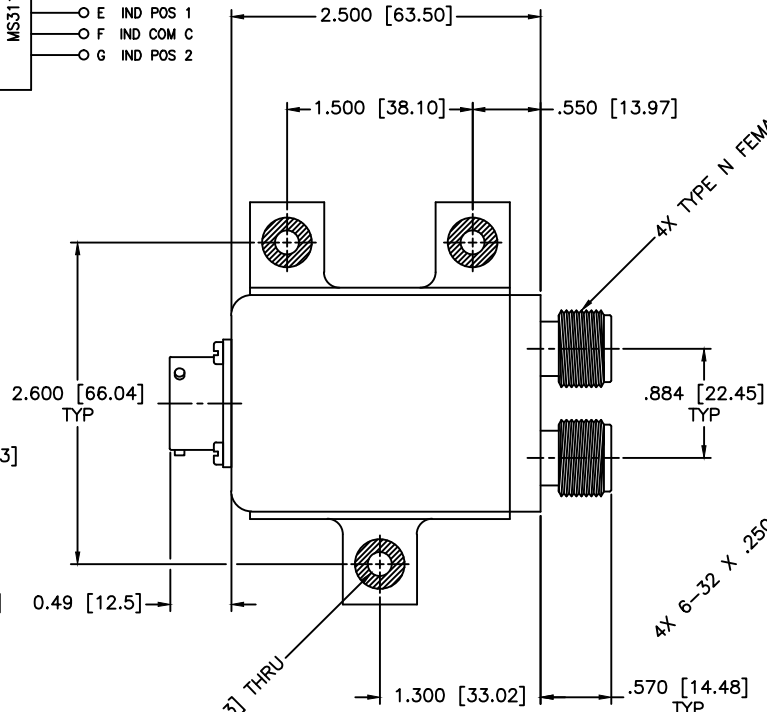
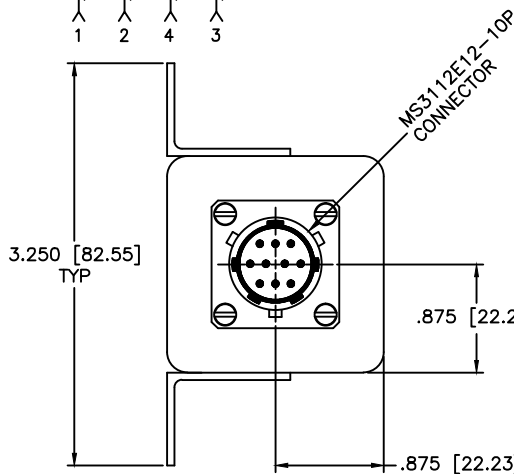


SCHEMATIC
LATCHING, INDICATOR, SUPPRESSION DIODE, TTL, 10-PINS



POS 1 NORMALLY CLOSED
POS 1 { 1-3 & 2-4 }
POS 2 { 1-2 & 3-4 }

REVISIONS				
ZONE	REV	DESCRIPTION	DATE	APPROVED



SPECIFICATIONS

FREQUENCY RANGE: DC-12.4 GHz
VSWR: 1.30:1 MAX.
INSERTION LOSS: 0.30dB MAX.
ISOLATION: 70dB MIN.

MECHANICAL

CONTACT: BREAK BEFORE MAKE
ACTUATOR: LATCHING
SWITCHING SPEED: 20 mSEC MAX

ELECTRICAL

ACTUATOR VOLTAGE: 12.0±3.0 Vdc
ACTUATOR CURRENT: 250mA MAX @ 12.0 Vdc
POWER HANDLING: 350W CW @ 1.0GHz
IMPEDANCE: 50 Ohms

ENVIRONMENTAL

OPERATING TEMP: -54°C to +90°C
SINE VIBRATION: 30 G'S rms
LIFE: 1,000,000 CYCLES
RANDOM VIBRATION: 20 G'S rms

3x ϕ .194 [4.93] THRU

4X TYPE N FEMALE
4X 6-32 X .250 DEEP

MATERIAL:			MICROWAVE COMMUNICATIONS LABORATORIES INC. 7265 30TH AVE. N. SAINT PETERSBURG, FL 33710 TEL: (727) 344-6254 FAX: (727) 381-6116 http://WWW.MCLI.COM		SCALE: N/A
DRAWN: Paiboon Luekhamhan			UNLESS OTHERWISE SPECIFIED: TOLERANCES IN (INCHES) OR [mm] (MILLIMETERS) FRACTIONS: ± 1/64 DECIMALS: ± .02 ± .009 ANGLE: ± 1/2°		SHEET: N/A
DATE: 09-28-2007		DRAWING TITLE: ELECTROMECHANICAL SWITCHES		PART NO. C2-6-LLIS/12	
APPROVED: T. Nguyen		CAGE CODE: OD2L5		SIZE: N/A	REV: N/A
DATE: 09-28-2007		DRAWING NO. 82954		DO NOT SCALE THE DRAWING	