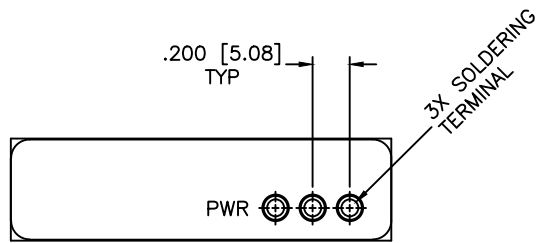
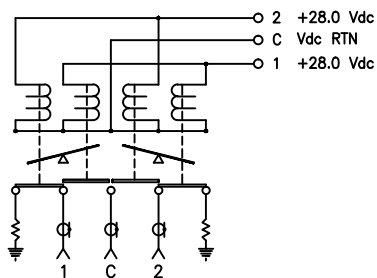


REVISIONS				
ZONE	REV	DESCRIPTION	DATE	APPROVED

SCHEMATIC
SHOWN IN LATCHING



MECHANICAL

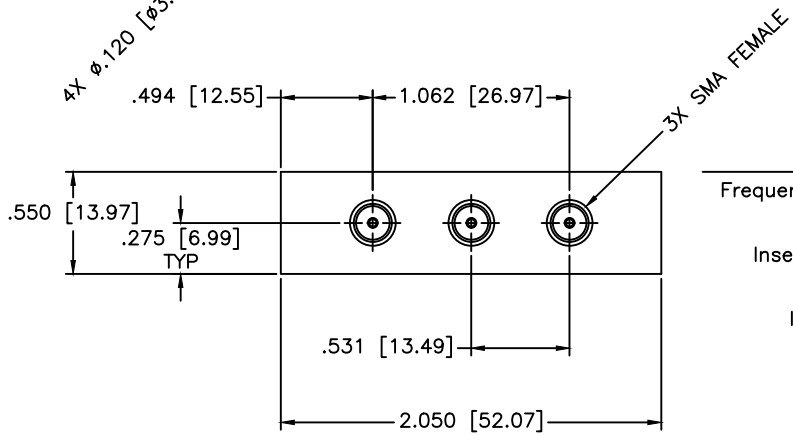
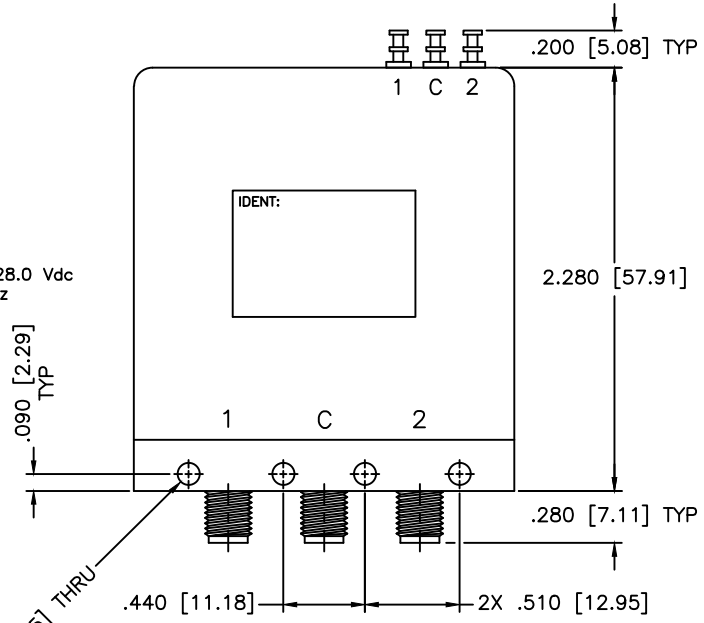
CONTACT: BREAK BEFORE MAKE
ACTUATOR: LATCHING
SWITCHING SPEED: 20 mSEC MAX

ELECTRICAL

ACTUATOR VOLTAGE: 28.0±3.0 Vdc
ACTUATOR CURRENT: 75 mA MAX @ 28.0 Vdc
POWER HANDLING: 200W CW @ 1.0GHz
IMPEDANCE: 50 Ohms

ENVIRONMENTAL

OPERATING TEMP: -54°C to +90°C
SINE VIBRATION: 30 G'S rms
LIFE: 1,000,000 CYCLES
RANDOM VIBRATION: 20 G'S rms



SPECIFICATIONS

Frequency Range: DC-18.0 GHz
VSWR: 1.50:1 Max.
Insertion Loss: 0.50dB Max.
Isolation: 60dB Min.
Impedance: 50 Ohms

MATERIAL:			MICROWAVE COMMUNICATIONS LABORATORIES INC. 7255 30TH AVE. N. SAINT PETERSBURG, FL 33710 TEL: (727) 344-6254 FAX: (727) 381-6116 http://www.MCLI.COM		SCALE:	N/A
					SHEET:	N/A
UNLESS OTHERWISE SPECIFIED: TOLERANCES IN (INCHES) OR [mm] (MILLIMETERS) FRACTIONS: ± 1/64 DECIMALS: ±.02 ±.009 ANGLE: ±1/2°		DRAWING TITLE: ELECTROMECHANICAL SWITCHES				
DRAWN: Paiboon Luekhamhan		DATE: 04-02-2001		PART NO. K4-7-L		
APPROVED: T. Nguyen		DATE: 04-02-2001		CAGE CODE:	SIZE: A	REV: N/A
THIRD ANGLE PROJECTION				OD2L5	DWG NO. 82828	
DO NOT SCALE THE DRAWING						